



Persianas Lamas Orientables / Madera
Persiennes Lames Orientables / Bois
Movable Blades Shutters / Timber

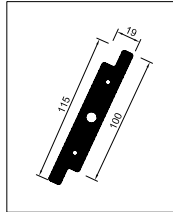


MADERA | BOIS | TIMBER

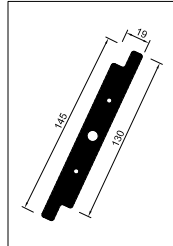
laminas orientables | lames orientables | movable blades

modelos | modèles | models

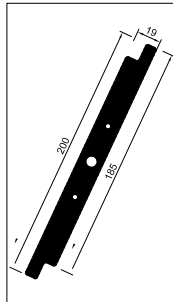
Movil Clasico W100



Movil Clasico W150



Movil Clasico W200



W150



bastidor cadre frame	lama lame blade	modelos modèles models	E	soluciones constructivas solutions constructives constructive solutions	posición lama position lame blade position		ancho max lama longueur max lame max length blade		opciones options options		
					H	V	H	V	paso variable pas variable variable pitch	testeros embouts endplates	accionamiento commande operation
40N.C	W100	W100/40N.C	40mm	■	✓	✓	1100	1300	⇕	●	✋ ⚙️ ⚡
	W150	W150/40N.C	40mm	■	✓	✓	1100	1300	⇕	●	✋ ⚙️ ⚡
	W200	W200/40N.C	40mm	■	✓	✓	1100	1300	⇕	●	✋ ⚙️ ⚡
60N.C	W100	W100/60N.C	40mm	■	✓	✓	1100	1300	⇕	●	✋ ⚙️ ⚡
	W150	W150/60N.C	40mm	■	✓	✓	1100	1300	⇕	●	✋ ⚙️ ⚡
	W200	W200/60N.C	40mm	■	✓	✓	1100	1300	⇕	●	✋ ⚙️ ⚡
40SC.C	W100	W100/40SC.C	40mm	●	✓	✓	1100	1300	⇕	●	✋ ⚙️ ⚡
	W150	W150/40SC.C	40mm	●	✓	✓	1100	1300	⇕	●	✋ ⚙️ ⚡
	W200	W200/40SC.C	40mm	●	✓	✓	1100	1300	⇕	●	✋ ⚙️ ⚡
60SC.C	W100	W100/60SC.C	40mm	●	✓	✓	1100	1300	⇕	●	✋ ⚙️ ⚡
	W150	W150/60SC.C	40mm	●	✓	✓	1100	1300	⇕	●	✋ ⚙️ ⚡
	W200	W200/60SC.C	40mm	●	✓	✓	1100	1300	⇕	●	✋ ⚙️ ⚡

soluciones constructivas | solutions constructives | constructive solutions

■ marco fijo | cadre fixe | fixed frame

▲ fijo y corredera | fixe & coulissant | fixe & sliding

● todas | tous | all

E= espesor bastidor | épaisseur de cadre | frame thickness

✋ manual | manuelle | manualy

⚙️ mecánico | mécanique | mechanical

⚡ motor | moteur | motor



residencia 3ra edad | *résidence 3me âge* | third age house
W150/60SC.C
Armando Areizaga Arquitecto
Aranda de duero